

Treatment of Atrial Fibrillation

J. Brachmann, G. Nölker

Article from the customer magazine AXIOM Innovations, March 2008

www.siemens.com/healthcare-magazine

SIEMENS

Treatment of Atrial Fibrillation

Supported by syngo DynaCT Cardiac

Johannes Brachmann, MD and Georg Nölker, MD
Department of Electrophysiology, Klinikum Coburg, Germany

Patient History

76-year-old woman, fainting rapidly on exertion. The patient reports angina and palpitations. A thromboembolic event occurred 4 years ago. Paroxysmal AF has been documented in Holter ECG.

Diagnosis

Paroxysmal atrial fibrillation and hypertension.

Treatment


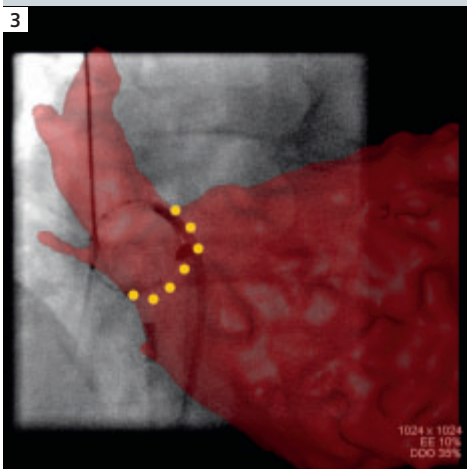
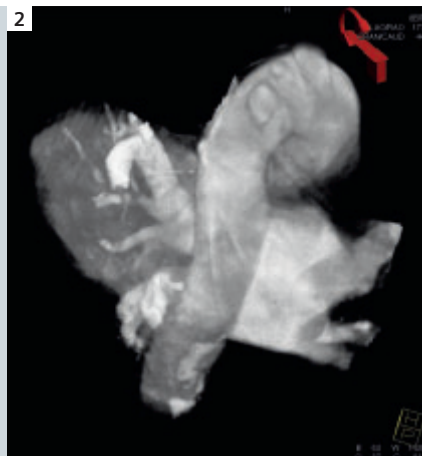
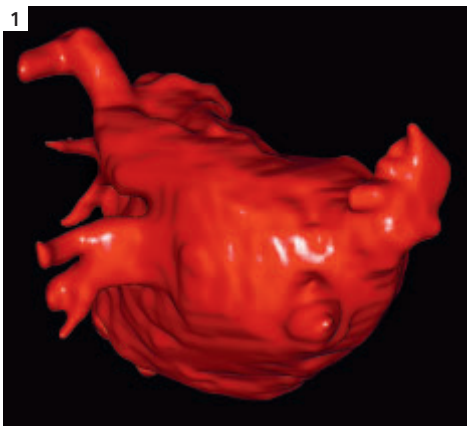
Pulmonary vein isolation was performed in a lasso and intracardiac echocardiography-guided mode. Additionally, 3D reconstruction of syngo DynaCT Cardiac was integrated into fluoroscopic views, which facilitated navigation in the left atrium of both lasso and ablation catheter. All pulmonary veins could be isolated successfully and no complications occurred.

Comments

syngo DynaCT Cardiac provides an additional intra-procedural imaging modality which we will use for all future cases of PVI. It facilitates navigation and therefore should avoid complications and reduce procedure time.

Contact

dirk.sunderbrink@siemens.com



1 Automatic LA-Segmentation.

2 VRT of the LA including aorta and LV.

3 Fusion of 3D segmentation and live fluoro.

4 Endoscopic view of the right PVs.

AXIOM Innovations - Imprint

© 2008 by Siemens AG, Berlin and Munich, All Rights Reserved

Publisher

Siemens AG
Medical Solutions
Angiography, Fluoroscopic
and Radiographic Systems
Siemensstr. 1,
91301 Forchheim, Germany

Responsible for contents

Norbert Gaus, PhD

Chief editor

Sabine Wich
sabine.wich@siemens.com

Editorial board

Andrea Beulcke
Monika Böhmer
Vera Jünnemann
Oliver Meissner, MD
Andrea Müller
Roland Papenfuß
Siegfried Prell
Kristina Seel
Susanne Seah

Contributors to this issue

Martin von Roden, Michael Pflaum,
Dirk Sunderbrink, Dominique
Sandner-Porkristl, Alois Poslusny,
David Boom

All at Siemens AG Medical Solutions

G. Bongartz, MD
T. Niemann, MD
University Hospital Basel
Basel, Switzerland

Winanda Buijserd-van Nifterik
Hans Biemans, MD
Beatrix Hospital
Gorinchem, The Netherlands

Johannes Brachmann, MD
Georg Nölker, MD
Klinikum Coburg
Coburg, Germany

Arnd Dörfler, MD
Tobias Stuffert, MD
Gregor Richter, MD
University of Erlangen-Nuremberg
Erlangen, Germany

Anieke Eikelenboom
Academic Medical Center Amsterdam,
The Netherlands

Dietmar Glogar, MD
Allgemeines Krankenhaus (AKH)
Vienna, Austria

Hsien-Li Paul Kao, MD
National Taiwan University Hospital
Taipei, Taiwan

Wolfgang Kumpan, MD
Kaiser Franz Josef Hospital Vienna,
Austria

Yvan Palmers, MD
Ben Welckenhuyzen
Ziekenhuis Oost-Limburg
Genk, Belgium

Dae Chul Suh, MD
Asan Medical Center
University of Ulsan
Seoul, South Korea

Maximilian Reiser, MD
Christoph Becker, MD
Tobias Waggerhauser, MD
University of Munich
Munich, Germany

Production

Michael Brumme
Siemens Medical Solutions

Layout and editorial staff

Satzwerker – Jäger & Tuppi
Nuremberg/Karlsruhe, Germany

Pre Press

MEDIA_asset_pool
Waldstraße 18
91054 Erlangen, Germany

Printer

Farbendruck Hofmann
Gewerbestraße 5
90579 Langenzenn, Germany

AXIOM Innovations on the net:

www.siemens.com/healthcare-magazine

Note in accordance with § 33 Para.1 of the Federal Data Protection Law: Dispatch is made using an address file which is maintained with the aid of an automated data processing system. We remind our readers that, when printed, X-ray films never disclose all the information content of the original. Artifacts in X-ray, CT, MR and ultrasound images are recognizable by their typical features and are generally distinguishable from existing pathology.

As referenced above, healthcare practitioners are expected to utilize their own learning, training and expertise in evaluating images.

Partial reproduction in printed form of individual contributions is permitted, provided the customary bibliographical data such as author's name and title of the contribution as well as date and pages of "AXIOM Innovations" are named. The editors

request that two copies be sent to their attention. The consent of the authors and editors is required for the complete reprint of an article.

Manuscripts submitted without prior agreement as well as suggestions, proposals and information are always welcome; they will be carefully assessed and submitted to the editorial conference for attention.