

SIEMENS

SIREMOBIL Compact L Memoskop CX



SP

DICOM Conformance Statement

V 3.1, 18 June 2007

Document ID: 71 42 453-EDS-01S-03

© Siemens AG 2007, All rights reserved

Siemens AG, Medical Solutions
Special Systems Division, D-91050 Erlangen, Germany

- blank sheet -

Table of Contents

0	Introduction.....	5
0.1	References.....	5
0.2	Definitions	6
0.3	Acronyms, Abbreviations and Symbols.....	7
1	Implementation Model.....	8
1.1	Application Data Flow Diagram.....	8
1.1.1	MEMOSKOP_SCU Store Data Flow Diagram	9
1.1.2	MEMOSKOP_SCU Print Data Flow Diagram.....	9
1.1.3	MEMOSKOP_SCU Worklist Query Data Flow Diagram	10
1.2	Functional Definition of AE's.....	11
1.2.1	MEMOSKOP_SCU AE (Storage)	11
1.2.2	MEMOSKOP_SCU AE (Printing).....	11
1.2.3	MEMOSKOP_SCU AE (Worklist).....	11
1.3	Sequencing of Real-World Activities	11
2	AE Specifications	12
2.1	MEMOSKOP_SCU Specification	12
2.1.1	MEMOSKOP_SCU Association Establishment Policies	12
2.1.1.1	MEMOSKOP_SCU General	12
2.1.1.2	MEMOSKOP_SCU Number of Associations.....	12
2.1.1.3	MEMOSKOP_SCU Asynchronous Nature	13
2.1.1.4	MEMOSKOP_SCU Implementation Identifying Information.....	13
2.1.2	MEMOSKOP_SCU Association Initiation by Real-World Activity.....	13
2.1.2.1	MEMOSKOP_SCU Real-World Activity – Storage.....	14
2.1.2.1.1	MEMOSKOP_SCU Associated Real-World Activity - Storage	14
2.1.2.1.2	MEMOSKOP_SCU Proposed Presentation Contexts – Storage.....	14
2.1.2.2	MEMOSKOP_SCU Real-World Activity – Print.....	15
2.1.2.2.1	MEMOSKOP_SCU Associated Real-World Activity - Print	15
2.1.2.2.2	MEMOSKOP_SCU Proposed Presentation Contexts - Print.....	16
2.1.2.3	MEMOSKOP_SCU Real-World Activity – Worklist Query.....	17
2.1.2.3.1	MEMOSKOP_SCU Associated Real-World Activity – Worklist Query	17
2.1.2.3.2	MEMOSKOP_SCU Proposed Presentation Contexts – Worklist Query	17
3	Communication Profiles	18
3.1	Supported Communication Stacks.....	18
3.2	OSI Stack	18
3.3	TCP/IP Stack.....	18
3.3.1	API	18
3.3.2	Physical Media Support.....	18

3.4	Point-to-Point Stack	18
4	Extensions/ Specializations/ Privatizations	18
5	Configuration	19
5.1	AE Title/Presentation Address Mapping	19
5.1.1	AE Title/Presentation Address Mapping (Windows XP System setting)	19
5.1.2	AE Title/Presentation Address Mapping.....	20
5.2	Configurable Parameters	20
6	Support of Extended Character Sets	20
7	APPENDIX: Data-Dictionary	21
7.1	Secondary Capture IOD	21
7.1.1	SC Image IOD Module Table.....	21
7.1.1.1	Patient Module Attributes.....	22
7.1.1.2	General Study Module Attributes.....	23
7.1.1.3	General Series Module Attributes.....	24
7.1.1.4	General Equipment Module Attributes.....	25
7.1.1.5	X-Ray Acquisition Module Attributes	25
7.1.1.6	General Image Module Attributes	27
7.1.1.7	Image Pixel Module Attributes	29
7.1.1.8	Overlay Plane Module Attributes	31
7.1.1.9	Modality LUT Module Attributes.....	31
7.1.1.10	VOI LUT Module Attributes.....	33
7.1.1.11	SOP Common Module Attributes.....	33
7.1.2	Basic Grayscale Print Mgt IOD's	34
7.1.2.1	Basic Film Session Presentation Module	34
7.1.2.2	Basic Film Box Presentation Module	35
7.1.2.3	Image Box Pixel Presentation Module.....	38
7.1.2.4	Printer Module.....	39
7.1.3	Basic Worklist Mgt IOD's	40
7.1.3.1	Search Keys Attributes of Worklist C-FIND	40
7.1.3.1.1	SOP Common Module	40
7.1.3.1.2	Scheduled Procedure Step Module	40
7.1.3.1.3	Requested Procedure Module	41
7.1.3.1.4	Imaging Service Request Module	41
7.1.3.1.5	Patient Identification Module	41
7.1.3.1.6	Patient Demographic Module.....	42

0 Introduction

This DICOM Conformance Statement of Image Storage System MEMOSKOP is written in accordance with Part PS 3.2-2003 of the *Diagnostic Imaging & Communications in Medicine (DICOM)* [1] document.

This conformance statement describes the DICOM Interface of the MEMOSKOP Software Rev. P13 or higher. This document is intended to provide the reader with the knowledge of how to integrate this product within a DICOM compliant hospital **network**. It is not applicable to the local removable media such as the CD/DVD offline transfer of images which are described in a separate document.

The MEMOSKOP DICOM Interface acts as a Service Class User (SCU) for Secondary Capture Image Storage and BasicPrint . If the user is unfamiliar with DICOM, it is recommended that they read the DICOM Specification (referenced below) prior to reading this conformance statement. Also note that this document is formatted according to the DICOM Specification, Part 2: Conformance.

0.1 References

[1] Digital Imaging and Communications in Medicine (DICOM), NEMA PS 3.1-16, 2003

0.2 Definitions

- **Association Establishment** - An Association Establishment is the first phase of communication between two DICOM Application Entities. The AEs use the Association Establishment to negotiate how data will be encoded and the type of data to be exchanged.
- **Called Application Entity Title** - The Called AE Title defines the intended receiver of an Association.
- **Calling Application Entity Title** - The Calling AE Title defines the requester of an Association.
- **DICOM Message Service Element (DIMSE)** - A DIMSE defines the services and protocols utilized by an Application Entity to exchange messages.
- **Information Object Definition (IOD)** - An IOD is a data model which is an abstraction of real-world information. This data model defines the nature and attributes relevant to the class of real-world objects represented.
- **Service Class Provider (SCP)** - A Service Class Provider plays the "server" role to perform operations and invoke notifications during an Association. An example of a Storage Service Class Provider would be an image storage device. In this case, the image storage device is storing the image that was sent by a Service Class User.
- **Service Class User (SCU)** - A Service Class User plays the "client" role to invoke operations and perform notifications during an Association. An example of a Storage Service Class User would be an image acquisition device. In this case, the image acquisition device will create and send a DICOM image by requesting that a Service Class Provider store that image.
- **Service/Object Pair (SOP) Class** - A SOP Class is defined by the union of an Information Object Definition and a set of DIMSE Services. A DICOM Application Entity may support one or more SOP Classes. Each SOP Class is uniquely identified by a SOP Class UID.
- **SOP Instance** - A specific occurrence of an Information Object.
- **Transfer Syntax** - The Transfer Syntax is a set of encoding rules that allow DICOM Application Entities to negotiate the encoding techniques (e.g. data element structure, byte ordering, compression) they are able to support. The Transfer Syntax is negotiated during Association Negotiation.
- **Unique Identifier (UID)** - A Unique Identifier is a globally unique, ISO compliant, ASCII-numeric string. It guarantees uniqueness across multiple countries, sites, vendors and equipment.

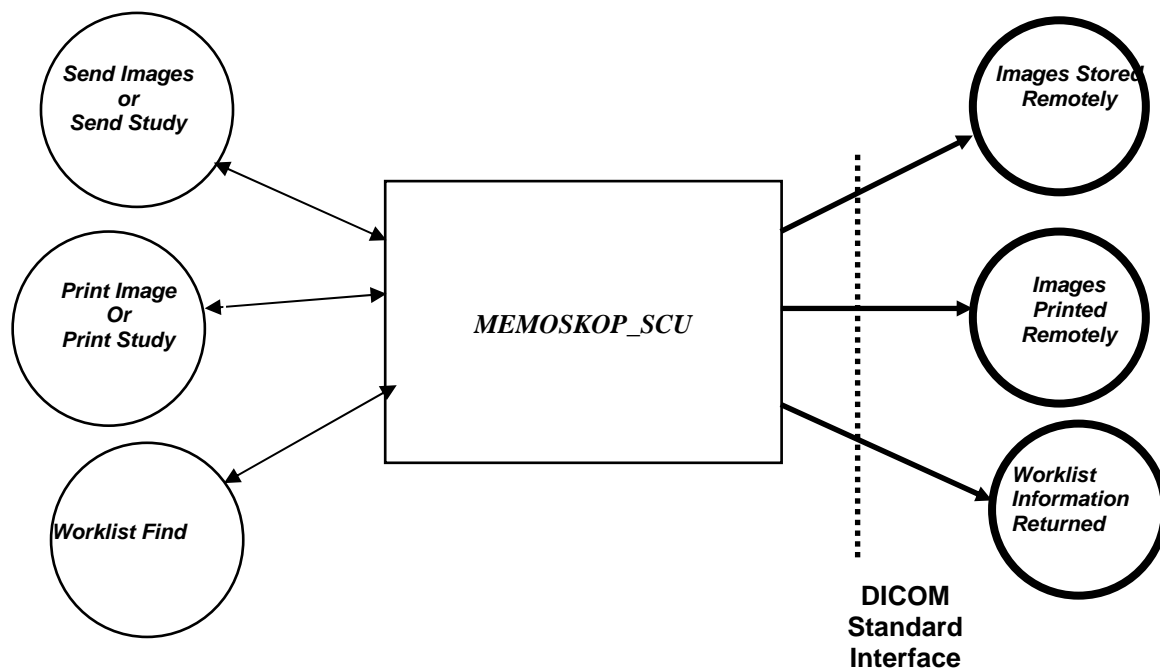
0.3 Acronyms, Abbreviations and Symbols

- ACR American College of Radiology
- ASCII American Standard Code for Information Interchange
- AE Application Entity
- ANSI American National Standards Institute
- AP Application Profile.
- DICOM Digital Imaging and Communications in Medicine
- DIMSE DICOM Message Service Element
- DIMSE-C DICOM Message Service Element - Composite
- DIMSE-N DICOM Message Service Element – Normalized
- IE Information Entity
- IOD Information Object Definition
- ISO International Standards Organization
- MOD Magnetic-Optical Disk/Drive 90mm (3.5”).
- NEMA National Electrical Manufacturers Association
- OSI Open Systems Interconnection
- PDU Protocol Data Unit
- RIS Radiology Information System
- RWA Real-World Activity.
- SCP Service Class Provider
- SCU Service Class User
- SOP Service-Object Pair
- TCP/IP Transmission Control Protocol/Internet Protocol
- UID Unique Identifier
- MEMOSKOP Name of the Image Storage System MEMOSKOP for X-Ray Units

1 Implementation Model

MEMOSKOP is a **client** application for a **DICOM Service Class User (SEND_SCU** for Storage, **PRINT_SCU** for Basic Print). It facilitates image transfer and printing from a **MEMOSKOP** to DICOM v3.0 conformant **Servers and Printers** over a network.

1.1 Application Data Flow Diagram



Legend






-  Remote Real-World Activity
-  Local Real-World Activity
-  Local Relationship
-  Remote Relationship
-  Local Application Entity

Figure 1.1-1 Implementation Model of MEMOSKOP

The **MEMOSKOP_SCU** (including **STORE_SCU**, **PRINT_SCU** and **Worklist_SCU**) provides storage and printer functionality to the MEMOSKOP System. **STORE_SCU** requests the **Image Storage Services Class Provider (SCP)** of a **DICOM server** over an **association**. On command from the **MEMOSKOP** the **MEMOSKOP_SCU** request an association with the destination that is specified by the **MEMOSKOP**. The destination Application Entity (AE) will be a predefined **DICOM server**, who's node-name and node-address is available to the **MEMOSKOP** system. Upon receiving an

association acceptance from the server application, this client application will either read images prepared by the **MEMOSKOP** and **send/print** them over the association or perform a **worklist query**. If errors are encountered during the transfer, the **MEMOSKOP_SCU** will close the association pre-maturely, and the encountered error will be reported to the **MEMOSKOP**. If no errors are encountered, the client application closes the association after the image transfer(s) are completed or worklist responses are received. A successful completion is reported to the **MEMOSKOP** at that point.

1.1.1 MEMOSKOP_SCU Store Data Flow Diagram

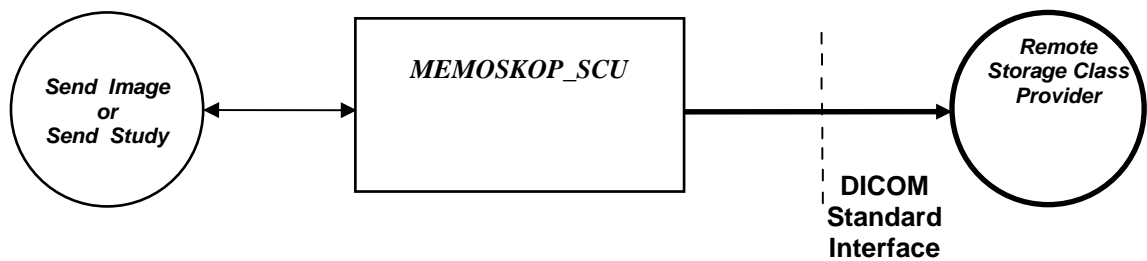


Figure 1.1.1-1 *MEMOSKOP_SCU* Store Implementation Model

1.1.2 MEMOSKOP_SCU Print Data Flow Diagram

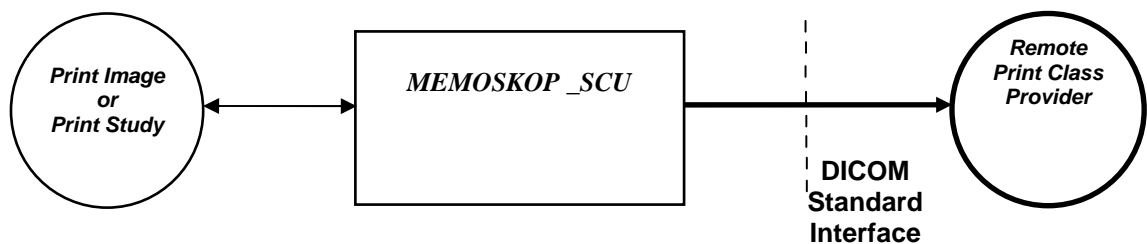


Figure 1.1.2-1 *MEMOSKOP_SCU* Print Implementation Model

1.1.3 MEMOSKOP_SCU Worklist Query Data Flow Diagram

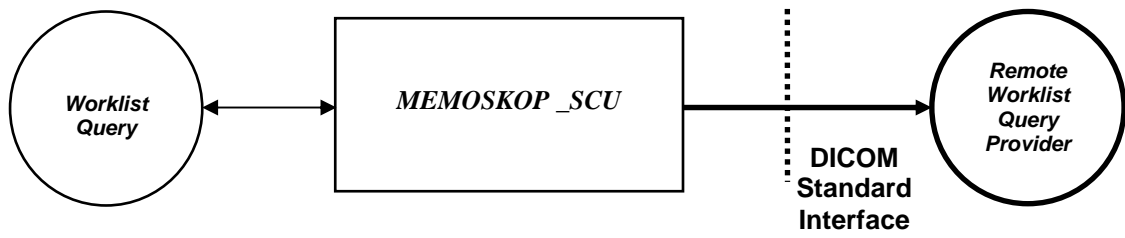


Figure 1.1.3-1 *MEMOSKOP_SCU* Worklist Query Implementation Model

SIEMENS

1.2 Functional Definition of AE's

1.2.1 MEMOSKOP_SCU AE (Storage)

When a command is received from the **MEMOSKOP** to store images the **MEMOSKOP_SCU** uses a pre-determined **Presentation Context** for the destination system, to request an association with the specified destination's **Application Entity**. When the image transfers are completed the **MEMOSKOP_SCU** closes the association.

1.2.2 MEMOSKOP_SCU AE (Printing)

For printing the Basic Grayscale Print Mgt Meta SOP Class and Printer SOP Class are used. The MEMOSKOP_SCU is configured to access a single Application Entity for printing. Upon receiving a print request from the MEMOSKOP MEMOSKOP_SCU initiates an association with the Application Entity designated for printing. When the image printing is complete the MEMOSKOP_SCU closes the association.

1.2.3 MEMOSKOP_SCU AE (Worklist)

For worklist query the Basic Worklist Management Service SOP Class is used. The MEMOSKOP_SCU is configured to access a single Application Entity for worklist query. Upon receiving a worklist query request from the MEMOSKOP the MEMOSKOP_SCU initiates an association with the Application Entity designated for worklist query. When the query is completed at the MEMOSKOP a sorted list of query responses is displayed.

1.3 Sequencing of Real-World Activities

Not Applicable.

2 AE Specifications

AE Specifications for *MEMOSKOP_SCU* as Client mode is given in the section 2.1. **Data-dictionary** is given in the Appendix.

2.1 MEMOSKOP_SCU Specification

MEMOSKOP_SCU AE provides Standard Conformance to the following DICOM SOP Classes as an SCU:

SOP Class Name	SOP Class UID
Storage	
Secondary Capture Image Storage SOP Class	1.2.840.10008.5.1.4.1.1.7
X-Ray Angiographic Image Storage SOP Class	1.2.840.10008.5.1.4.1.1.12.1
X-Ray Radiofluoroscopic Image Storage SOP Class	1.2.840.10008.5.1.4.1.1.12.2
Print	
Print Job SOP Class	1.2.840.10008.5.1.1.14
Basic Grayscale Print Management Meta SOP class	1.2.840.10008.5.1.1.9
Worklist	
Modality Worklist Information Model - FIND	1.2.840.10008.5.1.4.31

Table 2.1-1: Standard SOP Classes supported

2.1.1 MEMOSKOP_SCU Association Establishment Policies

2.1.1.1 MEMOSKOP_SCU General

MEMOSKOP_SCU will attempt to establish an association whenever the MEMOSKOP requests the services of a remote **DICOM server (SCP)**. The application will use a **PDU** size of **16,384 (16K)** bytes. This is however, configurable in the ASSOC_PARMS section of the MERGECOM.PRO file to be 4K, 8K, 16K or greater than 16K bytes using the parameter PDU_MAXIMUM_LENGTH AE Titles are configured in the Application.

2.1.1.2 MEMOSKOP_SCU Number of Associations

MEMOSKOP_SCU will attempt only one association establishment at a time.

2.1.1.3 MEMOSKOP_SCU Asynchronous Nature

MEMOSKOP_SCU allows a single outstanding operation on any association. Therefore, *MEMOSKOP_SCU* does not support asynchronous operations window negotiation, other than the default as specified by the DICOM specification.

2.1.1.4 MEMOSKOP_SCU Implementation Identifying Information

MEMOSKOP_SCU will specify the following Implementation Identifying Information:

- Implementation Class UID 1.3.12.2.1107.5.12.1
- Implementation Version Name MergeCOM3_351

2.1.2 MEMOSKOP_SCU Association Initiation by Real-World Activity

MEMOSKOP_SCU initiates an association when the operator chooses the following activity on the MEMOSKOP server:

- Storage - Create and store an SC image to a remote DICOM device
- Print - Print a Basic Grayscale image to a remote DICOM printer
- Worklist - Request Patient Information from a remote DICOM device

2.1.2.1 MEMOSKOP_SCU Real-World Activity – Storage

2.1.2.1.1 MEMOSKOP_SCU Associated Real-World Activity - Storage

Image storage services are requested by the operator of the **MEMOSKOP** for a single image or a collection of images comprising a study. The user also selects a destination alias displayed on the user interface screen. The transfer is invoked at the MEMOSKOP host, when the user selects a destination and an image or study to be dispatched.

The MEMOSKOP assembles the necessary information and commands for the **MEMOSKOP_SCU** to initiate an association with a remote SCP. When an association is successfully established, **MEMOSKOP_SCU** sends the image(s) assembled by the MEMOSKOP.

The transfer is aborted and the association is closed if errors are encountered. In such a case, the MEMOSKOP will display an error message on the user interface. Otherwise, the association is closed after the image(s) are transferred.

2.1.2.1.2 MEMOSKOP_SCU Proposed Presentation Contexts – Storage

MEMOSKOP_SCU proposes the following Presentation Contexts shown in Table 2.1.2.1.2-1 below:

Presentation Context Table					
Abstract Syntax		Transfer Syntax		Role	Extended Negotiation
Name	UID	Name List	UID List		
Secondary Capture Image	1.2.840.10008.5.1.4.1.1.7	Implicit VR Little Endian Transfer Syntax	1.2.840.10008.1.2	SCU	None
		Explicit VR Big Endian Transfer Syntax	1.2.840.10008.1.2.2		
		Explicit VR Little Endian Transfer Syntax	1.2.840.10008.1.2.1		
X-Ray Angio-graphic Image	1.2.840.1008.5.1.4.1.1.12.1	Implicit VR Little Endian Transfer Syntax	1.2.840.10008.1.2	SCU	None
		Explicit VR Big Endian Transfer Syntax	1.2.840.10008.1.2.2		
		Explicit VR Little Endian Transfer Syntax	1.2.840.10008.1.2.1		

X-Ray Radiofluoroscopic Image	1.2.840.10008.5.1.4.1.1.12.2	Implicit VR Little Endian Transfer Syntax	1.2.840.10008.1.2	SCU	None
		Explicit VR Big Endian Transfer Syntax	1.2.840.10008.1.2.2		
		Explicit VR Little Endian Transfer Syntax	1.2.840.10008.1.2.1		

Table 2.1.2.1.2-1 : Presentation Contexts for Image Storage of MEMOSKOP_SCU

2.1.2.2 MEMOSKOP_SCU Real-World Activity – Print

2.1.2.2.1 MEMOSKOP_SCU Associated Real-World Activity - Print

Image print services are requested by the operator of the **MEMOSKOP** for a single image or a collection of images comprising a study. A single printer destination is preconfigured. The user can select the film size, film format, and number of copies on the MEMOSKOP. The transfer is invoked at the MEMOSKOP when the user selects an image or study to be printed.

The MEMOSKOP assembles the necessary information and commands for the **MEMOSKOP_SCU** to initiate an association with a remote printer SCP. When an association is successfully established, **MEMOSKOP_SCU** sends the image(s) assembled by the MEMOSKOP.

The transfer is aborted and the association is closed if errors are encountered. In such a case, the MEMOSKOP indicates the type of error. The MEMOSKOP will display an error message on the user interface. Otherwise, the association is closed after the image(s) are transferred.

2.1.2.2.2 MEMOSKOP_SCU Proposed Presentation Contexts - Print

MEMOSKOP_SCU proposes the following Presentation Contexts shown in Table 2.1.2.2.2-1 below:

Presentation Context Table					
Abstract Syntax		Transfer Syntax		Role	Extended Negotiation
Name	UID	Name List	UID List		
Basic Grayscale Print Management Meta SOP Class	1.2.840.10008.5.1.1.9	Implicit VR Little Endian Transfer Syntax	1.2.840.10008.1.2	SCU	None
		Explicit VR Big Endian Transfer Syntax	1.2.840.10008.1.2.2		
		Explicit VR Little Endian Transfer Syntax	1.2.840.10008.1.2.1		
Print Job SOP Class	1.2.840.10008.5.1.1.14	Implicit VR Little Endian Transfer Syntax	1.2.840.10008.1.2	SCU	None
		Explicit VR Big Endian Transfer Syntax	1.2.840.10008.1.2.2		
		Explicit VR Little Endian Transfer Syntax	1.2.840.10008.1.2.1		

Table 2.1.2.2.2-1: Presentation Contexts for Print of MEMOSKOP_SCU

2.1.2.3 MEMOSKOP_SCU Real-World Activity – Worklist Query

2.1.2.3.1 MEMOSKOP_SCU Associated Real-World Activity – Worklist Query

A worklist query is requested by the operator of the **Memoskop** during patient information entry. A single worklist query provider is preconfigured in the MEMOSKOP configuration. The user can restrict the responses by entering partial or complete values for the patient information. The user can also use wild cards to expand the query. The Scheduled Station Name can be also configured in the user setup menu on the MEMOSKOP . The query is invoked at the MEMOSKOP when the user selects the All Pat key during patient information entry.

The MEMOSKOP assembles the necessary information and commands for the **MEMOSKOP_SCU** to initiate an association with a remote worklist SCP. When an association is successfully established, the **MEMOSKOP_SCU** sends the keys to be matched.

The transfer is aborted and the association is closed if errors are encountered. In such a case, the MEMOSKOP will display an error message on the user interface. Otherwise, the responses are received until no more are available or the maximum allowed are received and the association is closed. The responses are sorted by Patient Name and birthdate and the MEMOSKOP displays the patient information received so the user can select the correct patient information to use in the patient entry screen.

2.1.2.3.2 MEMOSKOP_SCU Proposed Presentation Contexts – Worklist Query

MEMOSKOP_SCU proposes the following Presentation Contexts shown in Table 2.1.2.3.2-1 below:

Presentation Context Table					
Abstract Syntax		Transfer Syntax		Role	Extended
Name	UID	Name List	UID List		Negotiation
Modality Worklist Information Model - FIND	1.2.840.10008.5.1.4.31	Implicit VR Little Endian Transfer Syntax	1.2.840.10008.1.2	SCU	None
		Explicit VR Big Endian Transfer Syntax	1.2.840.10008.1.2.2		
		Explicit VR Little Endian Transfer Syntax	1.2.840.10008.1.2.1		

Table 2.1.2.3.2-1: Presentation Contexts for Worklist of MEMOSKOP_SCU

3 Communication Profiles

3.1 Supported Communication Stacks

This product provides DICOM TCP/IP Network Communication Support as defined in PS 3.8 of the DICOM Standard.

3.2 OSI Stack

Not applicable to this product.

3.3 TCP/IP Stack

Inherited from Windows XP upon which it executes.

3.3.1 API

Not applicable to this product.

3.3.2 Physical Media Support

The physical media supported is Ethernet 10/100Base-T.

3.4 Point-to-Point Stack

Not applicable to this product.

4 Extensions/ Specializations/ Privatizations

Not applicable to this product.

5 Configuration

The *MEMOSKOP_SCU* obtains configuration information partially from the **MERGE.INI**, **MERGE.COM.APP**, and **MERGE.COM.PRO**. These files are resident in the same directory as the application executable, while other configuration information may be stored in the Windows XP system files and are accessed through the user and technical setup menus of the application. These files specify **DICOM** association parameters for the application.

5.1 AE Title/Presentation Address Mapping

Presentation address mapping is partially configured in the **Windows XP system** files and the **MERGE.INI**, **MERGE.COM.APP**, and **MERGE.COM.PRO** files.

5.1.1 AE Title/Presentation Address Mapping (Windows XP System setting)

Following AE Titles are configured in the XP system file:

- The environment variable **MERGE_INI** needs to be configured in System Variable section of the Environment tab of the System application in the Control Panel.
- The **MERGE_INI** environment variable points to the **MERGE.INI** file normally located in the same subdirectory as the **MEMOSKOP** executable. The **Merge.ini** file gives the location of the **Mergecom.pro** and the **MERGE.COM.APP** configuration files.
- The IP addresses and host names need to be configured in the Windows XP **HOSTS** file or **DNS Server**.

5.1.2 AE Title/Presentation Address Mapping

Four parameters are required to map an **AE title** of a **DICOM** server to a Presentation address in **TCP/IP**. These are the host-name of the server, the TCP/IP address, the port-number and the AE title. The **TCP/IP** port number at which the server will be addressed can be configured under IP_ADDRESS in the Technical Setup Menu. Finally, the AE title of the **DICOM server** will be the one configured as the AE_TITLE in the Technical Setup Menu.

The AE title of the client application can be configured under APPLICATION_ENTITY_TITLE in the User Setup Menu.

5.2 Configurable Parameters

The Application Entity Titles, host names, IP-Addresses and port numbers.

The PDU size is set to 16384.

Network Timeout : 120 seconds.

6 Support of Extended Character Sets

MEMOSKOP_SCU supports ISO-IR 100 (ISO 8859-1 Latin 1) character set.

7 APPENDIX: Data-Dictionary

7.1 Secondary Capture IOD

7.1.1 SC Image IOD Module Table

SC Image IOD Modules

IE	Module	Usage	Remark
Patient	Patient	M	
Study	General Study	M	
Series	General Series	M	
Equipment	General Equipment	U	
	SC Equipment	M	
Image	General Image	M	
	Image Pixel	M	
	Overlay Plane	U	
	Modality LUT	U	
	VOI LUT	U	
	SOP Common	M	

7.1.1.1 Patient Module Attributes

Attribute Name	Tag	Type	Attribute Description	MEMOSKOP-Setting
Patient's Name	(0010,0010)	2	Patient's full legal name.	as entered on new MEMOSKOP patient data mask includes Lastname and Firstname, separated by ^ (Caret) according to PN-definition in [1]
Patient ID	(0010,0020)	2	Primary hospital identification number or code for the patient.	as entered on new MEMOSKOP patient data mask
Patient's Birth Date	(0010,0030)	2	Birth date of the patient.	as entered on new MEMOSKOP patient data mask
Patient's Sex	(0010,0040)	2	Sex of the named patient. Enumerated Values are: M = male F = female O = other	as entered on new MEMOSKOP patient data mask

7.1.1.2 General Study Module Attributes

Attribute Name	Tag	Type	Attribute Description	MEMOSKOP-Setting
Study Instance UID	(0020,000D)	1	Unique identifier for the Study.	According to Siemens Definition
Study Date	(0008,0020)	2	Date the Study started.	Date the Study was created on Imaging System
Study Time	(0008,0030)	2	Time the Study started.	Time the Study was created on Imaging System
Referring Physician's Name	(0008,0090)	2	Patient's referring physician	as received from Worklist query according to PN-definition
Study ID	(0020,0010)	2	User or equipment generated Study identifier.	"N" where N is a counting value (1 .. n)
Accession Number	(0008,0050)	2	A RIS generated number that identifies the order for the Study.	as entered on new MEMOSKOP patient data mask
Study Description	(0008,1030)	3	Institution-generated description or classification of the Study (component) performed.	"Study Name"

7.1.1.3 General Series Module Attributes

Attribute Name	Tag	Type	Attribute Description	MEMOSKOP-Setting
Modality	(0008,0060)	1	Type of equipment that originally acquired the data used to create the images in this Series.	"RF" – Default "XA" and "SC" Selectable in User Configuration.
Series Instance UID	(0020,000E)	1	Unique identifier of the Series.	According to Siemens Definition
Series Number	(0020,0011)	2	A number that identifies this Series.	counting value (1 .. n)
Series Date	(0008,0021)	3	Date the Series started.	Date the Series was created on Imaging System
Series Time	(0008,0031)	3	Time the Series started.	Time the Series was created on Imaging System
Series Description	(0008,103E)	3	User provided description of the Series	None, Native, Sub, Loop, Selected

SIEMENS

7.1.1.4 General Equipment Module Attributes

Attribute Name	Tag	Type	Attribute Description	MEMOSKOP-Setting
Manufacturer	(0008,0070)	2	Manufacturer of the equipment that produced the digital images.	"SIEMENS"
Institution Name	(0008,0080)	3	Institution where the equipment is located that produced the digital images.	Hospital name entered on MEMOSKOP
Device Serial Number	(0018,1000)	3	Manufacturer's serial number of the equipment that produced the digital images.	serial number of X-Ray Unit
Software Versions	(0018,1020)	3	Manufacturer's designation of software version of the equipment that produced the digital images.	Software version of MEMOSKOP

7.1.1.5 X-Ray Acquisition Module Attributes

Attribute Name	Tag	Type	Attribute Description	MEMOSKOP-Setting
KVP	(0018,0060)	3	Peak Kilo voltage output of the X-Ray generator used.	""
Exposure	(0018,1152)	3	The product of exposure time and X-Ray Tube Current expressed in mAs.	""

Radiation Setting	(0018,1155	1	<p>Identify the general level of X-Ray dose exposure. Enumerated values are: SC = low dose exposure generally corresponding to fluoroscopic settings (e.g. preparation for diagnostic quality image acquisition); GR = high dose for diagnostic quality image acquisition (also called digital spot or cine);</p>	<p>“SC” “GR”</p>
-------------------	------------	---	---	---------------------------------

7.1.1.6 General Image Module Attributes

Attribute Name	Tag	Type	Attribute Description	MEMOSKOP-Setting
Image Number	(0020,0013)	2	A number that identifies this image	counter-value (0 .. n)
Patient Orientation	(0020,0020)	2C	Patient direction of the rows and columns of the image. Required if image does not require Image Orientation (0020,0037) and Image Position (0020,0032). See C.7.6.1.1.1 for further explanation.	Length zero
Image Date	(0008,0023)	2C	The date the image pixel data creation started. Required if image is part of a series in which the images are temporally related.	The date the image pixel data creation started on Imaging System
Image Time	(0008,0033)	2C	The time the image pixel data creation started. Required if image is part of a series in which the images are temporally related.	The time the image pixel data creation started on Imaging System
Image Type	(0008,0008)	3	Image identification characteristics.	ORIGINAL\PRIMARY (for native without aspect ratio correction) DERIVED\PRIMARY (for subtracted without aspect ratio correction) ORIGINAL\PRIMARY\ASPECTCORRECTED (for native with aspect ratio correction) DERIVED\PRIMARY\ASPECTCORRECTED (for subtracted with aspect ratio correction)
Image Comments	(0020,4000)	3	User-defined comments about the image.	*)

Pixel Intensity Relationship	(0028,1040	1	<p>The relationship between the Pixel sample values and the X-Ray beam intensity.</p> <p>Enumerated Values:</p> <p>LIN = Linearly proportional to X-Ray beam intensity.</p> <p>LOG = Logarithmically proportional to X-Ray beam intensity</p>	"LIN"
------------------------------	------------	---	---	-------

*) Image Comments (0020,4000) includes all overlay text strings and user-defined comments about the image as displayed at the Memoskop.

Backslashes "\" are used as delimiter between single strings.

Structure of Image Comments:

Programname\Mode\Imagenummer\LUT\Scenename\Dose\Annotation_MaxRow\Annotation_MaxCol\Annotation_Line1.....Annotation_Line21

Also can be configured to send the Memoskop overlay and image comments as a graphic overlay within the Overlay Plane Module too – see chapter 7.1.1.8 .

7.1.1.7 Image Pixel Module Attributes

Attribute Name	Tag	Type	Attribute Description	MEMOSKOP-Setting
Samples per Pixel	(0028,0002)	1	Number of samples (planes) in this image.	1
Photometric Interpretation	(0028,0004)	1	Specifies the intended interpretation of the pixel data. See	MONOCHROME2
Rows	(0028,0010)	1	Number of rows in the image.	929 (with 50 Hz) 948 (with 60 Hz)
Columns	(0028,0011)	1	Number of columns in the image	1024
Bits Allocated	(0028,0100)	1	Number of bits allocated for each pixel sample. Each sample shall have the same number of bits allocated. See Part 5 of the DICOM Standard for further explanation.	16
Bits Stored	(0028,0101)	1	Number of bits stored for each pixel sample. Each sample shall have the same number of bits stored. See Part 5 of the DICOM Standard for further explanation.	12
High Bit	(0028,0102)	1	Most significant bit for pixel sample data. Each sample shall have the same high bit. See Part 5 of the DICOM Standard for further explanation.	11
Pixel Representation	(0028,0103)	1	Data representation of the pixel samples. Each sample shall have the same pixel representation. Enumerated Values: 0000H = unsigned integer. 0001H = 2's complement	0000H (unsigned)
Pixel Data	(7FE0,0010)	1	A data stream of the pixel samples which comprise the Image.	raw image pixel data as they were stored on Imaging System

Pixel Aspect Ratio	(0028,0034)	1C	Ratio of the real world spacing of the pixels in the image, specified by a numeric pair: row value (delimiter) column value. Required if the aspect ratio is not 1\1 and the Image Plane Module is not applicable to this Image.	1\1 if aspect ratio is corrected (default)
--------------------	-------------	----	---	--

When Image Size Reduction is selected following attributes will be used:

Attribute Name	Tag	Type	Attribute Description	MEMOSKOP-Setting
Samples per Pixel	(0028,0002)	1	Number of samples (planes) in this image.	1
Photometric Interpretation	(0028,0004)	1	Specifies the intended interpretation of the pixel data. See	MONOCHROME2
Rows	(0028,0010)	1	Number of rows in the image.	464 (with 50 Hz) 474 (with 60 Hz)
Columns	(0028,0011)	1	Number of columns in the image	512
Bits Allocated	(0028,0100)	1	Number of bits allocated for each pixel sample.	8
Bits Stored	(0028,0101)	1	Number of bits stored for each pixel sample.	8
High Bit	(0028,0102)	1	Most significant bit for pixel sample data.	7
Pixel Representation	(0028,0103)	1	Data representation of the pixel samples. Each sample shall have the same pixel representation. Enumerated Values: 0000H = unsigned integer. 0001H = 2's complement	0000H (unsigned)
Pixel Data	(7FE0,0010)	1	A data stream of the pixel samples which comprise the Image.	raw image pixel data as they were stored on Imaging System
Pixel Aspect Ratio	(0028,0034)	1C	Ratio of the real world spacing of the pixels in the image, specified by a numeric pair: row value (delimiter) column value. Required if the aspect ratio is not 1\1 and the Image Plane Module is not applicable to this Image.	1\1 if aspect ratio is corrected (default)

7.1.1.8 Overlay Plane Module Attributes

When “Overlay plane enable” is selected the Memoskop overlay and image comments are added as a graphic overlay within the Overlay Plane Module in order to have the same visual impression on a review station.

If “Image Size Reduction” is selected, “Overlay plane enable” won’t available.

Attribute Name	Tag	Type	Attribute Description	
Rows	(6000,0010)	1	Number of rows in Overlay.	929 (with 50 Hz) 948 (with 60 Hz)
Columns	(6000,0011)	1	Number of columns in Overlay.	1024
Overlay Type	(6000,0040)	1	Indicates whether this overlay represents a region of interest or other graphics. Enumerated Values: G = Graphics R = ROI.	G
Origin	(6000,0050)	1	Location of first overlay point with respect to pixels in the image, given as row and column.	1,1
Bits Allocated	(6000,0100)	1	Number of bits allocated in the overlay	1
Bit Position	(6000,0102)	1	Bit in which overlay is stored	0
Overlay Data	(6000,3000)	1C	Overlay data shall be contained in this Attribute or imbedded with the image pixel data in Group 7FE0.	as displayed at Memoskop

7.1.1.9 Modality LUT Module Attributes

Attribute Name	Tag	Type	Attribute Description	MEMOSKOP-Setting
Modality LUT Sequence	(0028,3000)	3	Defines a sequence of Modality LUTs.	add currently active MEMOSKOP-Display-LUT for single image storage; for storage of whole patient image-set use the linear Display-LUT
>LUT Descriptor	(0028,3002)	1C	Specifies the format of the LUT Data in this SequenceRequired if the Modality LUT Sequence(0028,3000) is sent.	add currently active MEMOSKOP-Display-LUT for single image storage; for storage of whole patient image-set use the linear Display-LUT

>LUT Explanation	(0028,3003)	3	Free form text explanation of the meaning of the LUT.	add currently active MEMOSKOP-Display-LUT for single image storage; for storage of whole patient image-set use the linear Display-LUT
>Modality LUT Type	(0028,3004)	1C	Specifies the output values of this Modality LUT. Required if the Modality LUT Sequence(0028,3000) is sent.	add currently active MEMOSKOP-Display-LUT for single image storage; for storage of whole patient image-set use the linear Display-LUT
>LUT Data	(0028,3006)	1C	LUT Data in this Sequence. If padding is required to complete a full word, the padding value shall be 0. Required if the Modality LUT Sequence(0028,3000) is sent.	add currently active MEMOSKOP-Display-LUT for single image storage; for storage of whole patient image-set use the linear Display-LUT

7.1.1.10 VOI LUT Module Attributes

Attribute Name	Tag	Type	Attribute Description	MEMOSKOP-Setting
Window Center	(0028,1050)	3	Window Center for display.	2048
Window Width	(0028,1051)	1C	Window Width for display. Required if Window Center (0028,1050) is sent.	4095

When Image Size Reduction is selected following attributes will be used:

Attribute Name	Tag	Type	Attribute Description	MEMOSKOP-Setting
Window Center	(0028,1050)	3	Window Center for display.	128
Window Width	(0028,1051)	1C	Window Width for display. Required if Window Center (0028,1050) is sent.	255

7.1.1.11 SOP Common Module Attributes

Attribute Name	Tag	Type	Attribute Description	MEMOSKOP-Setting
SOP Class UID	(0008,0016)		Uniquely identifies the SOP Class	Depending on selected Modality in User Setup
SOP Instance UID	(0008,0018)		Uniquely identifies the SOP Instance.	"1.3.12.2.1107.5.12.1. serial_number. YYYYMMDD hhmmssnnnnnn.NN"
Specific Character Set	(0008,0005)	1C	Character Set that expands or replaces the Basic Graphic Set. Required if an expanded or replacement character set is used.	ISO_IR 100
Instance Creation Date	(0008,0012)	3	Date the SOP Instance was created.	Send date
Instance Creation Time	(0008,0013)	3	Time the SOP Instance was created.	Send time
Instance Creator UID	(0008,0014)	3	Uniquely identifies device which created the SOP Instance.	"1.3.12.2.1107.5.12.1"

7.1.2 Basic Grayscale Print Mgt IOD's

7.1.2.1 Basic Film Session Presentation Module

Attribute name	Tag	Description	MEMOSKOP-Setting
Number of Copies	(2000,0010)	Number of copies to be printed for each film of the film session.	as selected by the user; max. value set in Configuration Menu
Print Priority	(2000,0020)	Specifies the priority of the print job; Enumerated Values: HIGH MED LOW	as setup in Configuration Menu
Medium Type	(2000,0030)	Type of medium on which the print job will be printed; Defined Terms: PAPER CLEAR FILM BLUE FILM	as setup in Configuration Menu
Film Destination	(2000,0040)	Film destination; Enumerated Values: MAGAZINE = the exposed film is stored in film magazine PROCESSOR = the exposed film is developed in film processor	as setup in Configuration Menu
Film Session Label	(2000,0050)	Human readable label that identifies the film session	as setup in Configuration Menu

7.1.2.2 Basic Film Box Presentation Module

Attribute Name	Tag	Description	MEMOSKOP-Setting
Image Display Format	(2010,0010)	Type of image display format; Enumerated Values: STANDARD\C,R : film contains equal size rectangular image boxes with R rows of image boxes and C columns of image boxes; C and R are integers	STANDARD\1,1 STANDARD\2,2 STANDARD\4,4 Also can be configured by setting the "Film Formats" entry in the system configuration with software version 2.0.57 or later.
Film Orientation	(2010,0040)	Film orientation; Enumerated Values: PORTRAIT = vertical film position LANDSCAPE = horizontal film position	as setup in Configuration Menu
Film Size ID	(2010,0050)	Film size identification; Defined Terms: 8INX10IN 10INX12IN 10INX14IN 11INX14IN 14INX14IN 14INX17IN 24CMX24CM 24CMX30CM NOTE: 10INX14IN corresponds with 25.7CMX36.4 CM	8INX10IN 11INX14IN 14INX17IN Also can be configured by setting the "Film Sizes" entry in the system configuration with software version 2.0.57 or later.
Magnification Type	(2010,0060)	Interpolation type by which the printer magnifies the image in order to fit the image in the image box on film; Defined Terms: REPLICATE BILINEAR CUBIC NONE	BILINEAR

SIEMENS

Smoothing Type	(2010,0080)	Further specifies the type of the interpolation function; values are defined in Conformance Statement; only valid for Magnification Type (2010,0060) = CUBIC	Not used
Border Density	(2010,0100)	Density of the film areas surrounding and between images on the film; Defined Terms: BLACK WHITE	as setup in Configuration Menu
Empty Image Density	(2010,0110)	Density of the image box area on the film that contains no image; Defined Terms: BLACK WHITE	as setup in Configuration Menu
Min Density	(2010,0120)	Minimum density of the images on the film, expressed in hundreds of OD; if Min Density is lower than minimum printer density than Min Density is set to minimum printer density. See also note	0 Also can be configured by setting the " <i>Min Density</i> " entry in the system configuration with software version 2.0.58 or later.
Max Density	(2010,0130)	Maximum density of the images on the film, expressed in hundreds of OD; if Max Density is higher than maximum printer density than Max Density is set to maximum printer density. See also note	100 Also can be configured by setting the " <i>Max Density</i> " entry in the system configuration with software version 2.0.58 or later.
Trim	(2010,0140)	Specifies whether a trim box shall be printed surrounding each image on the film; Enumerated Values: YES NO	as setup in Configuration Menu
Configuration Information	(2010,0150)	Character string that contains either the ID of the printer configuration table that contains a set of values for implementation specific print parameters (e.g. perception LUT related parameters) or one or more configuration data values, encoded as characters. If there are multiple configuration data values encoded in the string, they shall be separated by backslashes. The definition of values shall be contained in the SCP's Conformance Statement.	not used

SIEMENS

Referenced Film Session Sequence	(2010,0500)	A sequence which provides references to a Film Session SOP Class/Instance pairs. Encoded as a sequence of items : (0008,1150) and (0008,1155)	reference to created film session
>Referenced SOP Class UID	(0008,1150)	Uniquely identifies the referenced SOP Class.	reference to created film session
>Referenced SOP Instance UID	(0008,1155)	Uniquely identifies the referenced SOP Instance.	reference to created film session
Referenced Image Box Sequence	(2010,0510)	A sequence which provides references to a set of Image Box SOP Class/Instance pairs. Encoded as a sequence of items : (0008,1150) and (0008,1155)	reference to created Image Box Sequence
>Referenced SOP Class UID	(0008,1150)	Uniquely identifies the referenced SOP Class.	reference to created Image Box Sequence
>Referenced SOP Instance UID	(0008,1155)	Uniquely identifies the referenced SOP Instance.	reference to created Image Box Sequence

7.1.2.3 Image Box Pixel Presentation Module

Attribute Name	Tag	Description	MEMOSKOP-Setting
Image Position	(2020,0010)	The position of the image on the film, based on Image Display Format (2010,0010).	counted by MEMOSKOP sw
Polarity	(2020,0020)	Specifies whether minimum pixel values (after VOI LUT transformation) are to printed black or white; Enumerated Values: NORMAL = pixels shall be printed as specified by the Photometric Interpretation (0028,0004) REVERSE = pixels shall be printed with the opposite polarity as specified by the Photometric Interpretation (0028,0004) If Polarity (2020,0020) is not specified by the SCU, the SCP shall print with NORMAL polarity.	as setup in Configuration Menu
Preformatted Grayscale Image Sequence	(2020,0110)	A sequence which provides the content of the Preformatted Grayscale Image Pixel Attributes. It is encoded as a sequence of Attributes of the Image Pixel Module.	image data
>Samples Per Pixel	(0028,0002)	Enumerated Value: 1	same as for SC Image Pixel Module
>Photometric Interpretation	(0028,0004)	Enumerated Values: MONOCHROME1 MONOCHROME2	same as for SC Image Pixel Module
>Rows	(0028,0010)	N/A	same as for SC Image Pixel Module
>Columns	(0028,0011)	N/A	same as for SC Image Pixel Module
>Pixel Aspect Ratio	(0028,0034)	N/A	same as for SC Image Pixel Module
>Bits Allocated	(0028,0100)	Enumerated Values: 16 (if Bits Stored = 12)	same as for SC Image Pixel Module
>Bits Stored	(0028,0101)	Enumerated Values: 12	same as for SC Image Pixel Module
>High Bit	(0028,0102)	Enumerated Values: 11 (if BITS STORED = 12)	same as for SC Image Pixel Module

>Pixel Representation	(0028,0103)	Enumerated Value: 0000 (unsigned integer)	same as for SC Image Pixel Module
>Pixel Data	(7FE0,0010)	N/A	same as for SC Image Pixel Module

7.1.2.4 Printer Module

Attribute Name	Tag	Description	MEMOSKOP-Setting
Printer Status	(2110,0010)	Printer device status; Enumerated Values: NORMAL WARNING FAILURE	evaluated by MEMOSKOP
Printer Status Info	(2110,0020)	Additional information when Printer Status (2110,0010) is WARNING or FAILURE. Defined Terms when the Printer Status is equal to WARNING: SUPPLY EMPTY = Printer is out of film SUPPLY LOW = Film supply low RECEIVER FULL = Film receiver magazine full FILM JAM = Film Jam No Defined Terms are currently specified for when the Execution Status is equal to FAILURE.	evaluated by MEMOSKOP
Printer Name	(2110,0030)	User defined name identifying the printer	not evaluated by MEMOSKOP
Manufacturer	(0008,0070)	Manufacturer of the printer	not evaluated by MEMOSKOP
Manufacturer Model Name	(0008,1090)	Manufacturer's model number of the printer	not evaluated by MEMOSKOP
Device Serial Number	(0018,1000)	Manufacturer's serial number of the printer	not evaluated by MEMOSKOP
Software Versions	(0018,1020)	Manufacturer's designation of software version of the printer	not evaluated by MEMOSKOP
Date Of Last Calibration	(0018,1200)	Date when the printer was last calibrated	not evaluated by MEMOSKOP
Time Of Last Calibration	(0018,1201)	Time when the printer was last calibrated	not evaluated by MEMOSKOP

7.1.3 Basic Worklist Mgt IOD's

7.1.3.1 Search Keys Attributes of Worklist C-FIND

7.1.3.1.1 SOP Common Module

Attribute Name	Tag	Attribute Description	MEMOSKOP-Setting
Specific Character Set	(0008,0005)	Character Set that expands or replaces the Basic Graphic Set.	"ISO_IR 100"

7.1.3.1.2 Scheduled Procedure Step Module

Attribute Name	Tag	Attribute Description	MEMOSKOP-Setting
Scheduled Procedure Step Sequence	(0040,0100)	One or more Scheduled Procedure Steps for one Requested Procedure.	
>Scheduled Station AE Title	(0040,0001)	The AE title of the modality on which the Scheduled Procedure Step is scheduled to be performed.	as selected by the user in the User Setup Menu
>Scheduled Station Name	(0040,0010)	An institution defined name for the modality on which the Scheduled Procedure Step is scheduled to be performed.	as selected by the user in the User Setup Menu
>Scheduled Procedure Step Start Date	(0040,0002)	Date on which the Scheduled Procedure Step is scheduled to start.	As entered on new patient data mask
>Scheduled Procedure Step Start Time	(0040,0003)	Time at which the Scheduled Procedure Step is scheduled to start.	As entered on new patient data mask
>Scheduled Performing Physician's Name	(0040,0006)	Name of the physician scheduled to administer the Scheduled Procedure Step.	As entered on new patient data mask
>Scheduled Procedure Step Description	(0040,0007)	Institution-generated description or classification of the Scheduled Procedure Step to be performed. Note: The purpose of this attribute is to store a description or classification that is used at a local level (e.g., a hospital or a managed care network), and this description need not comply to an accepted standard.	As entered on new patient data mask
>Scheduled Action Item Code Sequence	(0040,0008)	Sequence describing the Scheduled Action Item(s) following a specified coding scheme. This sequence contains one or more Action Items.	NULL
>Scheduled Procedure Step ID	(0040,0009)	Identifier which identifies the Scheduled Procedure Step.	NULL

>Modality	(0008,0060)	Source equipment for the image. See PS 3.3 for Enumerated Values	'RF' – Default „XA“ and „SC“ Selectable in User Configuration
-----------	-------------	--	--

7.1.3.1.3 Requested Procedure Module

Attribute Name	Tag	Attribute Description	MEMOSKOP-Setting
Requested Procedure ID	(0040,1001)	Identifier which identifies the Requested Procedure in the Image Service Request	NULL
Requested Procedure Description	(0032,1060)	Institution-generated administrative description or classification of Requested Procedure	NULL
Requested Procedure Code Sequence	(0032,1064)	Institution-generated administrative description or classification of Requested Procedure	NULL
Study Instance UID	(0020,000D)	Unique identifier to be used to identify the Study	NULL
Referenced Study Sequence	(0008,1110)	Uniquely identifies the Study SOP Instances associated with this Study Instance	NULL

7.1.3.1.4 Imaging Service Request Module

Attribute Name	Tag	Attribute Description	MEMOSKOP-Setting
Accession Number	(0008,0050)	A departmental IS generated number which identifies the order for the Imaging Service Request	As entered on new patient data mask
Referring Physician's Name	(0008,0090)	Patient's primary physician for this Imaging Service Request	NULL

7.1.3.1.5 Patient Identification Module

Attribute Name	Tag	Attribute Description	MEMOSKOP-Setting
Patient's Name	(0010,0010)	Patient's full legal name	as entered on patient data mask Includes Lastname, Firstname, Middlename, Prefix and Suffix separated by ^ (Caret) according to PN-definition in [1] A Wildcard '*' is set always at the end of patient name Includes '*' and '?' wildcards
Patient ID	(0010,0020)	Primary hospital identification number or code for the patient	As entered on patient data mask

7.1.3.1.6 Patient Demographic Module

Attribute Name	Tag	Attribute Description	MEMOSKOP-Setting
Patient's Birth Date	(0010,0030)	Date of birth of the named patient	As entered on new patient data mask
Patient's Sex	(0010,0040)	Sex of the named patient. Enumerated Values: M=male F=female O=other	As entered on new patient data mask